

PROGRESS REPORT ON PARTNERSHIP GOALS

Summary for SAN MATEO CC DISTRICT

GOAL 1 - TRANSFER:

An increase from 55,149 in 1998-99 to 78,582 by 2005-06 in the number of students who transfer from community colleges to baccalaureate institutions

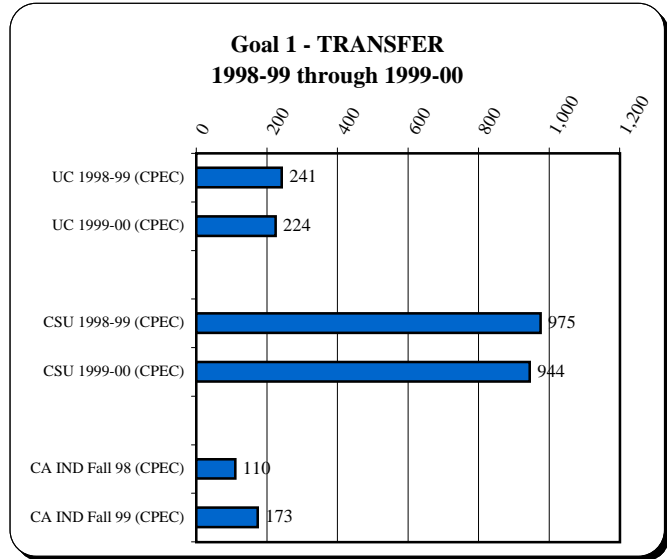
(BOG revised, July 2000). Specifically:

UC sub-goal: an increase from 10,161 to 15,278

CSU sub-goal: an increase from 48,988 to 63,304

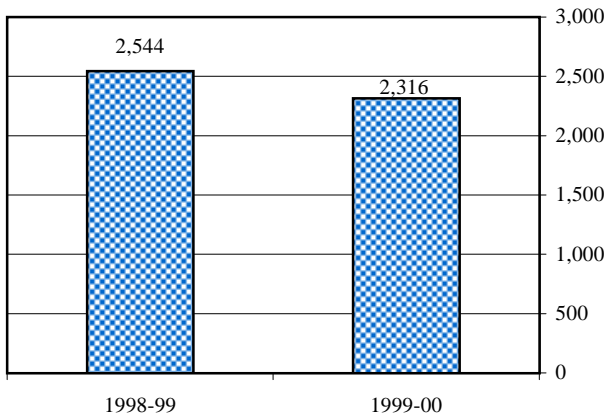
Independents sub-goal: under discussion because of data issues.

Note: Transfer data reported to CPEC include students whose majority of transferable units were acquired at a CA community college.



Goal 1B - TRANSFER PREPARED

1999-99 and 1999-00



GOAL 1B - TRANSFER PREPARED:

An increase in the number of students who are Transfer Prepared from 106,951 in 1997-98 to 135,935 in 2005-06 (BOG adopted, December 1999).

Transfer Prepared is defined as the number of students systemwide who earned, within a six year period, 56 transferable units with a minimum G.P.A. of 2.00.

The goal period for this measure covers eight years and results in a projected increase of 27.1 percent.

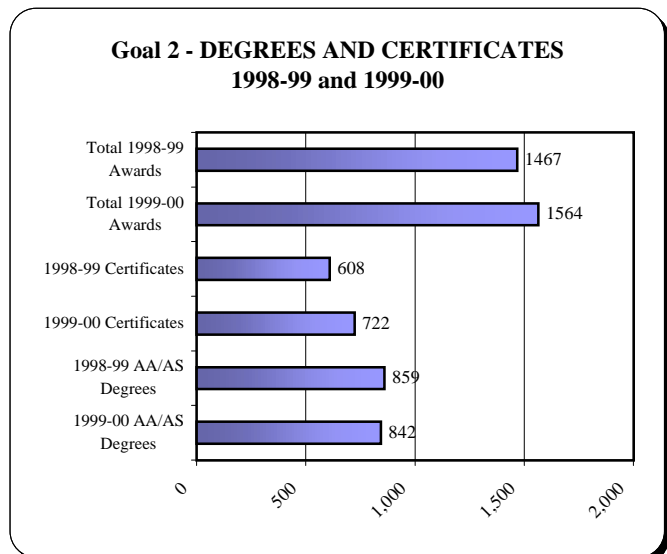
GOAL 2 - DEGREES AND CERTIFICATES:

* Achieve an increase from 84,179 in 1997-98 to 116,054 by 2005-06 in the number of degrees and certificates awarded (BOG revised, July 2000).

AA/AS Degrees sub-goal: an increase from 60,552 to 83,060.

Certificates sub-goal: an increase from 23,627 to 32,994

*Levels differ from July 2000 revised goals due to district resubmission of base-year data.



Summary for SAN MATEO CC DISTRICT

PROGRESS REPORT ON PARTNERSHIP GOALS

GOAL 3 - SUCCESSFUL COURSE COMPLETION

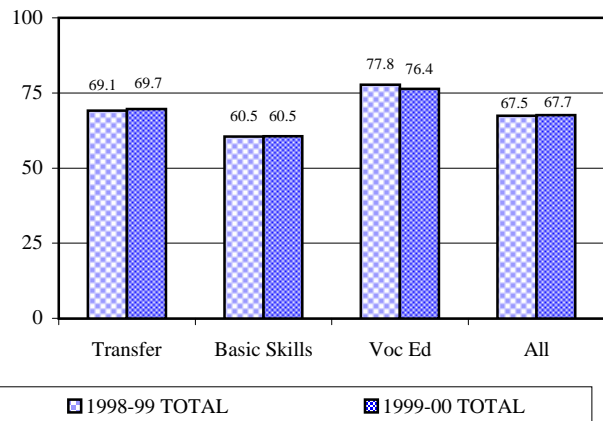
Achieve an increase from 68.1% in 1995-96 to 70.6% by 2005-06 in the overall rate of successful course completions.

Sub-goal for Transferable Courses: an increase from 68.3% to 70.8%.

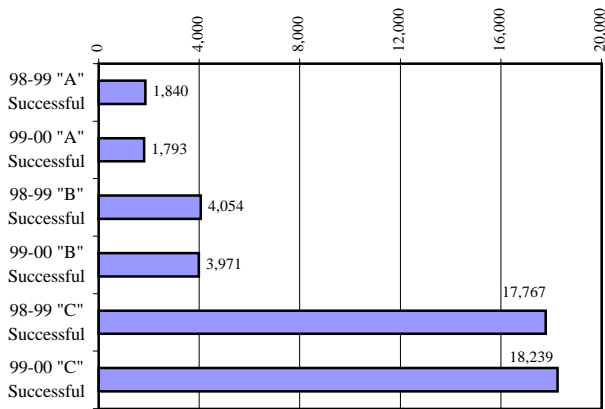
Sub-goal for Vocational Courses: an increase from 77.2% to 80.0%.

Sub-goal for Basic Skills Courses: an increase from 60.3% to 62.5%.

Goal 3 - SUCCESSFUL COURSE COMPLETION (1997-98 and 1998-99)



Goal 4 - Successful Course Completion of Vocational Education Courses 1998-99 and 1999-00



GOAL 4 - WORKFORCE DEVELOPMENT:

By 2005-06, achieve increases in successful course completion in the following areas:

"A" - Apprenticeship Courses: from 18,125 in 1997-98 to 24,599.

"B" - Advanced-level Vocational Courses: from 277,556 in 1997-98 to 376,688.

"C" - Introductory Vocational Courses: from 783,060 in 1997-98 to 1,062,378.

Note: There are additional sub-goals to increase the number of California businesses and employees benefiting from training through contract education, and in the number of individuals receiving fee-based job training. Data for these sub-goals is not yet available.

GOAL 5 - BASIC SKILLS IMPROVEMENT:

By 2005-06, achieve an increase from 108,566 in 1995-96 to 150,754 in the number of students completing coursework at least one level above their prior basic skills enrollment.

Note: To be counted as "improved" a student must have enrolled in a basic skills course, then in a subsequent term, they must enroll in a course with a program code in the same group but which is at a higher level. The higher course must have been completed with a grade of "C" or better. A student may be counted twice, once in mathematics and once in English if they improve in both.

Goal 5 - Basic Skills Improvement 1996/97-1998/99 and 1997/98-1999-00

