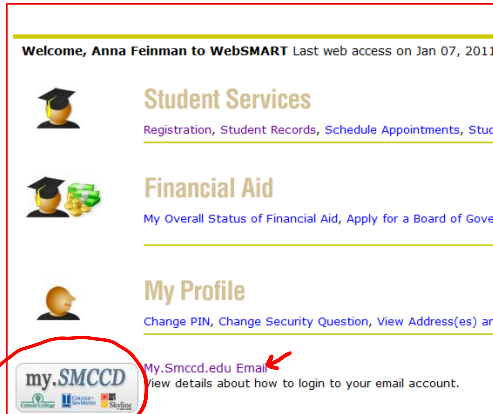


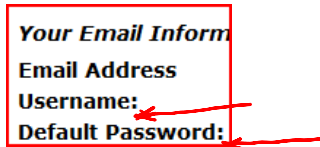
How to forward my.smccd.edu to your favorite email address

Step 1: Go to WebSmart

Step 2: Click on My.smccd.edu

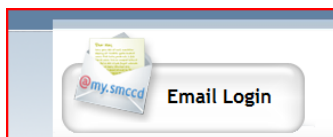


You will see your Username and your Default password

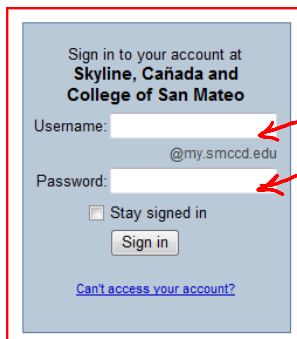


Step 3: Copy your default password remembering your username.

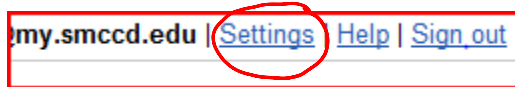
Step 4: Go to the CSM homepage and click on the



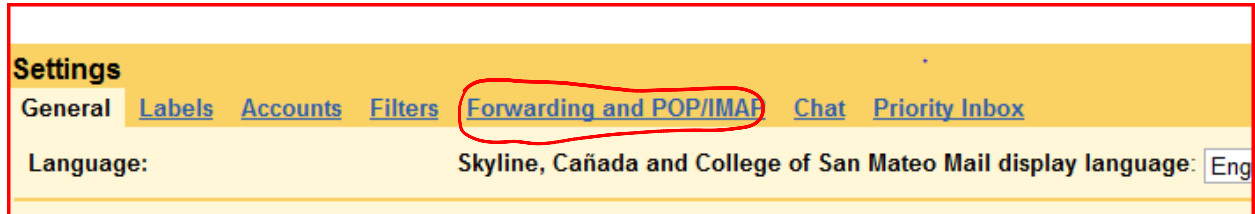
Step 5: Put your username and paste your password into



Step 6: When your page will be open, click on Settings

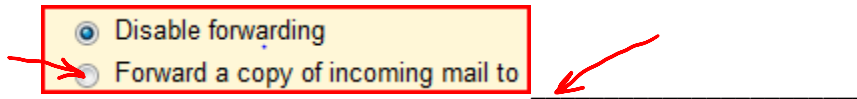


You will see something like this:



Step 7: Click on Forwarding and POP/IMAP

Step 8: Click on Forward a copy ... and put the address of your favorite e-mail:



Step 9: Save changes