




**CALIFORNIA COMMUNITY COLLEGES
TRANSFER RATES
1996 - 1999**

Rank	College Name	Transfer Rate
1	San Diego Miramar	52.3%
2	Fullerton	49.5%
3	Los Angeles Mission	47.5%
4	Vista	46.7%
5	Cypress	46.2%
6	Alameda	46.2%
7	Laney	45.9%
8	Merritt	45.9%
9	Foothill	40.8%
10	Siskiyous	40.5%
11	Coastline	38.9%
12	Los Angeles Harbor	38.8%
13	West Los Angeles	38.3%
14	Evergreen Valley	38.2%
15	San Jose	37.2%
16	Cañada	36.5%
17	Santa Ana	36.1%
18	San Diego Mesa	35.2%
19	San Diego City	34.3%
20	San Mateo	33.3%
21	Oxnard	32.9%
22	DeAnza	32.7%
23	Miracosta	32.7%
24	Irvine Valley	31.1%
25	Feather River	31.1%
26	Los Angeles City	31.1%
27	Los Angeles Pierce	30.4%
28	Lake Tahoe	30.4%
29	Golden West	30.3%
30	Lassen	30.0%
31	Los Angeles Valley	29.9%
32	Cerritos	28.5%
33	Marin	28.4%
34	Cuesta	28.2%
35	American River	28.0%
36	Cosumnes River	27.9%
37	Rio Hondo	27.6%
38	Crafton Hills	27.3%
39	Cuyamaca	27.1%
40	West Valley	27.0%
41	Diablo Valley	26.7%
42	Santa Barbara	26.4%
43	Columbia	25.9%
44	Mt. San Antonio	25.9%
45	Monterey Peninsula	25.6%
46	Ohlone	25.6%
47	West Hills	25.4%
48	Reedley	25.0%
49	Chabot	24.2%
50	Los Angeles Southwest	24.1%
51	Sacramento City	24.1%
52	Palomar	23.9%
53	Saddleback	23.8%
54	Gavilan	23.7%



Rank	College Name	Transfer Rate
55	Citrus	23.6%
56	Grossmont	23.5%
57	Canyons	23.5%
58	Cabrillo	23.1%
59	Skyline	23.0%
60	Chaffey	23.0%
61	Ventura	23.0%
62	Butte	22.3%
63	Mission	22.2%
64	Antelope Valley	21.9%
65	Sierra	21.9%
66	Moorpark	21.5%
67	Orange Coast	21.4%
68	Napa Valley	21.4%
69	East Los Angeles	21.3%
70	El Camino	21.2%
71	Las Positas	21.2%
72	Hartnell	21.0%
73	Fresno City	20.9%
74	Long Beach	20.6%
75	Redwoods	20.5%
76	Victor Valley	20.5%
77	Pasadena City	20.4%
78	San Francisco	19.9%
79	Shasta	19.7%
80	Los Medanos	19.6%
81	Mendocino	19.5%
82	San Bernardino Valley	19.4%
83	Riverside	19.4%
84	Los Angeles Trade-Tech	19.4%
85	Barstow	18.9%
86	Glendale	18.6%
87	San Joaquin Delta	18.6%
88	Desert	18.6%
89	Solano	18.0%
90	Contra Costa	17.6%
91	Allan Hancock	16.9%
92	Compton	16.7%
93	Santa Rosa	16.5%
94	Santa Monica	16.1%
95	Bakersfield	15.8%
96	Cerro Coso	15.5%
97	Taft	14.9%
98	Mt. San Jacinto	14.7%
99	Modesto Junior	14.3%
100	Yuba	13.6%
101	Palo Verde	13.3%
102	Sequoias	13.3%
103	Southwestern	13.1%
104	Imperial Valley	11.1%
105	Porterville	11.1%
106	Merced	10.0%



STATEWIDE AVERAGE
25.1%