

Chapter 5, Problem 9.

Determine v_o for each of the op amp circuits in Fig. 5.48.

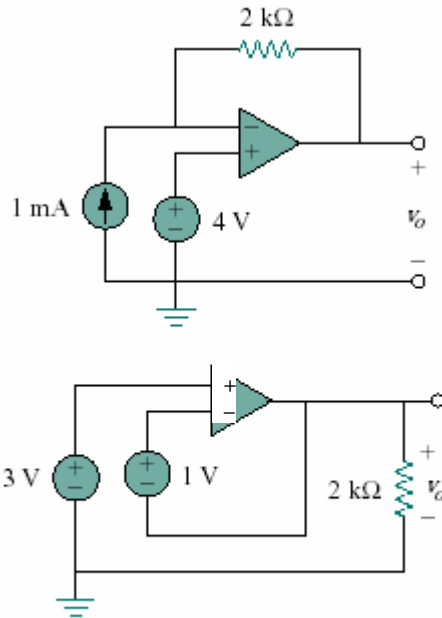


Figure 5.48 for Prob. 5.9

Chapter 5, Problem 13.

Find v_o and i_o in the circuit of Fig. 5.52.

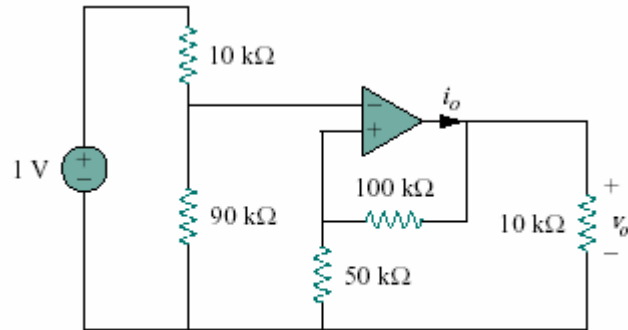


Figure 5.52 for Prob. 5.13

Chapter 5, Problem 19.

Determine i_o in the circuit of Fig. 5.58.

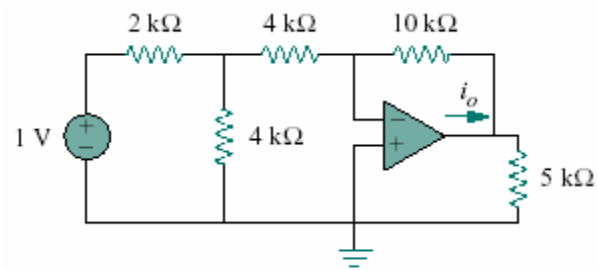


Figure 5.58

Chapter 5, Problem 21.

Calculate v_o in the op amp circuit of Fig. 5.60.

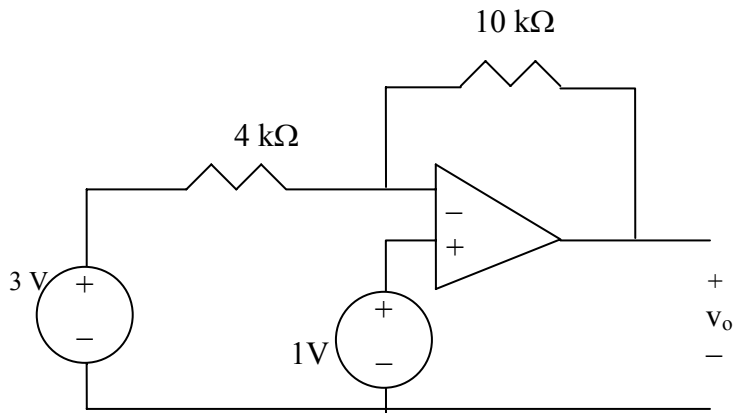


Figure 5.60 For Prob. 5.21.

Chapter 5, Problem 31.

For the circuit in Fig. 5.69, find i_x .

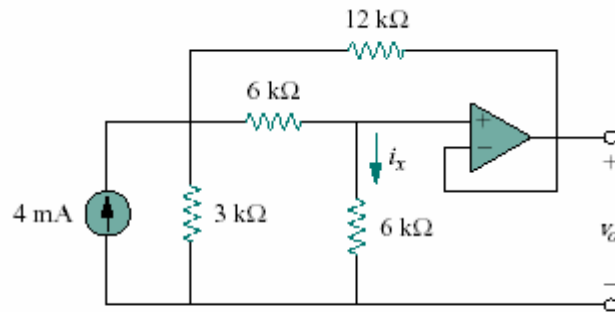


Figure 5.69

Chapter 5, Problem 39.

For the op amp circuit in Fig. 5.76, determine the value of v_2 in order to make $v_o = -16.5$ V.

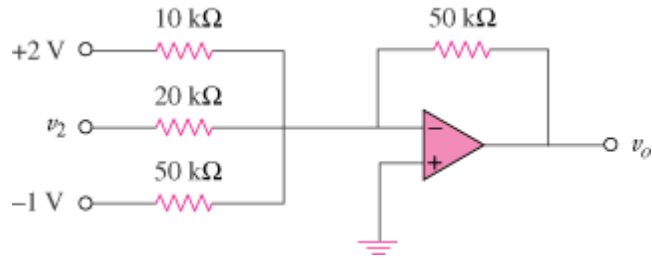


Figure 5.76

Chapter 5, Problem 49.

Design a difference amplifier to have a gain of 2 and a common mode input resistance of $10\text{ k}\Omega$ at each input.

Chapter 5, Problem 57.

Find v_o in the op amp circuit of Fig. 5.84.

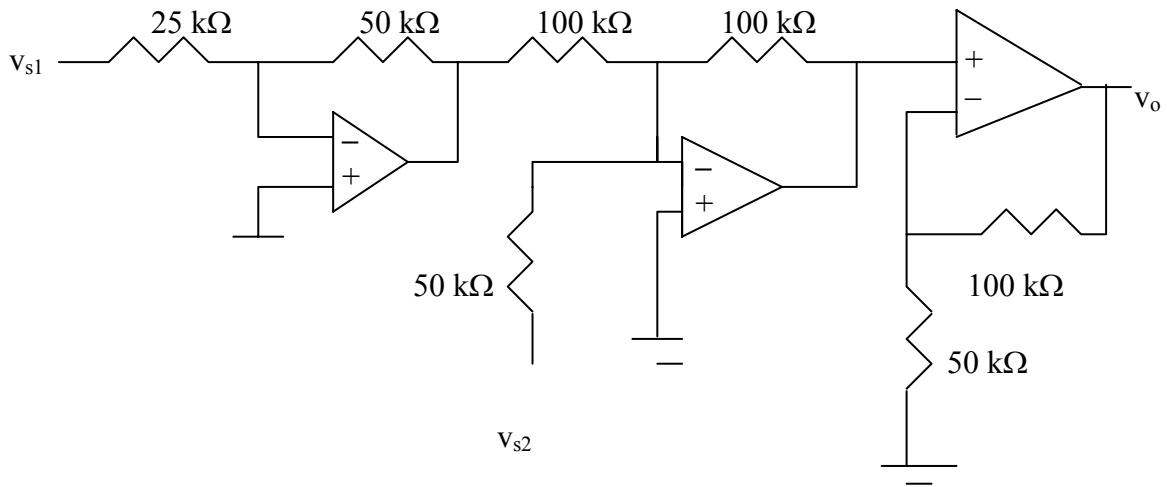


Figure 5.84 For Prob. 5.57.

Chapter 5, Problem 65.

Find v_o in the op amp circuit of Fig. 5.92.

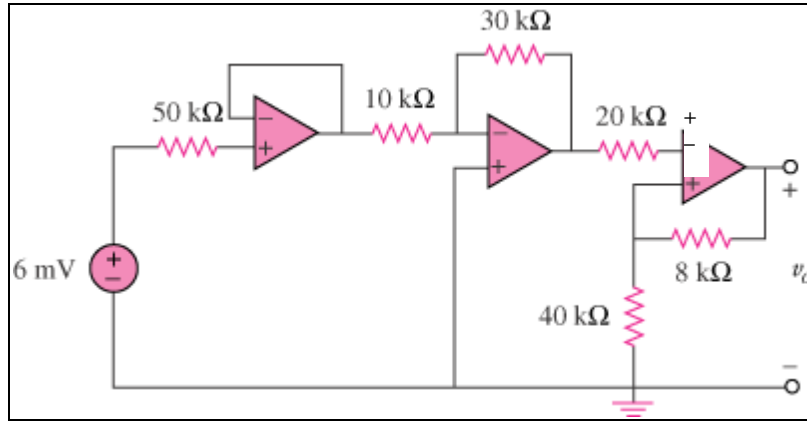


Figure 5.92