



Group Activity 1

1. Divide the rectangle into 4 equal pieces, then shade $\frac{3}{4}$ of the rectangle.



2. Divide the rectangle into 4 equal pieces, then shade $1\frac{1}{4}$ of the rectangle. (Hint: You may need to draw another rectangle!)



3. Divide the rectangle into 4 equal pieces, then shade $\frac{7}{4}$ of the rectangle. (Hint: You may need to draw another rectangle!)



4. Divide the rectangle into 8 equal pieces, then shade $\frac{7}{8}$ of the rectangle.



5. What is the similar and what is different in your two pictures from problems 3 and 4?

6. Suppose the following rectangle represents someone's monthly income of \$2000.


\$2000



- (a) Divide the rectangle into 4 equal pieces.
- (b) Divide the \$2000 into 4 equal pieces. How much money is in each piece?
- (c) Write the amount from part (b) in each of the 4 pieces.
- (d) Lightly shade $\frac{3}{4}$ of the rectangle.
- (e) How much is $\frac{3}{4}$ of \$2000?

7. Suppose the following rectangle represents someone's monthly income of \$2000.


\$2000



- (a) Divide the rectangle into 8 equal pieces.
- (b) Divide the \$2000 into 8 equal pieces. How much money is in each piece?
- (c) Write the amount from part (b) in each of the 8 pieces.
- (d) Lightly shade $\frac{11}{8}$ of the rectangle. (Hint: You may need to draw another rectangle!)
- (e) How much is $\frac{11}{8}$ of \$2000?

8. Suppose the following rectangle represents Bart's credit card balance of \$1500.

\$1500 credit card balance



- (a) How many equal pieces is the rectangle divided into?
- (b) Divide the \$1500 into 100 equal pieces. How much is in each piece?
- (c) Lightly shade 3% of the rectangle.
- (d) Bart had to pay 3% of his credit card balance to the bank in interest. How much was his interest payment?