

Guitar I and Guitar II

Class 7

- Review all chords particularly the E major and Am chords.
- As a review there are so far 3 types of chords – Major, Minor, and Dominant 7 chords. There are 2 other types that are used much less: Diminished, and Augmented.
- 3 strums review
- Timing will review 6/8 and $\frac{3}{4}$ times.
- Quiz
- Prep for Blues week.

Steal My Kisses

4/4 ||: G | C | D | G : ||

I pulled into Nashville, Tennessee
But you wouldn't even come around to see me
And since you're headin up to Carolina
You know I gonna be right there behind you

'Cos I always have to steal my kisses from you
Always have to steal my kisses from you

Now I love to feel that warm southern rain
Just to hear it fall is the sweetest soundin' thing
And to see it fall on your simple country dress
It's like heaven to me I must confess

'Cos I always have to steal my kisses from you
Always have to steal my kisses from you

Now I've been hangin around you for days
But when I lean in you just turn your head away
Woah, I know you didn't mean that
She said I love the way you think
But I hate the way you act

'Cos I always have to steal my kisses from you
Always have to steal my kisses from you

Proud Mary

JC Fogerty

Guitar II students start this song.

1

F D F D F D C B \flat G

Fine

6

G

Left a good job in the cit - y, work-in' for themanev-'ry nightand day;
 Clean-ed a lot ofplatesin Memp-lus. Pumped a lot ofpainin New Orl - eans.
 If youcomedown to the riv - er Bet you gonna findomeo - plewho live.

11

and I neverlostoneimin - uteofsleep - in' wor-ry-ing 'boutwhatthingsmight have been Bigwhedleepn turn-
 But I never saw thegood sideof the city, Until hitched a rideon a riveboat queen.
 You don't have to work cause of m' yo have no money people on the riv-er are happy to give

16

'in, ProudMary keepon burn - 'in. Roll - in' Roll - in' roll -

21

1. 2. 3

in' on the riv - er. Roll - in' Roll - in' Roll -

Amazing Grace

3/4 ||: D | | IG | D | | | |A7 | | D

Am azing Grace, how sweet the sound, That saved a wretch I like me. I once was

D7 |G |D | | |A7 |D | :|| alternate end. |A7 |G |D ||

lost, but now am found, Was blind, but now I see. now I see

'Twas grace, that taught my heart to fear, And grace my fears relieved.
How precious did that grace appear, The hour I first believed.

Through many dangers, toils and snares, I have already come.
'Tis grace hath brought me safe, thus far, And grace will lead me home.

When we've been there ten thousand years, bright shining as the sun,
We've no less days to sing God's praise, Than when we first begun.

Amazing Grace, how sweet the sound, That saved a wretch like me.
I once was lost, but now am found, Was blind, but now I see.

Take this song very slowly. Chord progression repeats for each verse.
This is in the key of D. One way to tell is that the first and last chords are both 'D', For Guitar 2 students use the D Major Pentatonic Scale to play the melody start on the 3rd string 2nd fret (A). If you get really into it add the chords.

Amazing Grace

3/4 ||: D | | IG |D | | | |A7 | |D

Am azing Grace, how sweet the sound, That saved a wretch I like me. I once was

D |G |D | | | |A7 |D | :|| alternate end. |A7 |G |D ||
lost, but now am found, Was blind, but now I see. now I see

'Twas grace, that taught my heart to fear, And grace my fears relieved.
How precious did that grace appear, The hour I first believed.

Through many dangers, toils and snares, I have already come.
'Tis grace hath brought me safe, thus far, And grace will lead me home.

When we've been there ten thousand years, bright shining as the sun,
We've no less days to sing God's praise, Than when we first begun.

Amazing Grace, how sweet the sound, That saved a wretch like me.
I once was lost, but now am found, Was blind, but now I see.

3/4 ||: G | | IC |G | | | |D7 | |G

Am azing Grace, how sweet the sound, That saved a wretch I like me. I once was

G |C |G | | | |D7 |G | :|| |D7 |C |G ||
lost, but now am found, Was blind, but now I see. now I see

3/4 ||: DMaj7 |F#7#5|G Maj7 |DMaj7|Bm11 |Em7 |G/A |A7* |DMaj7

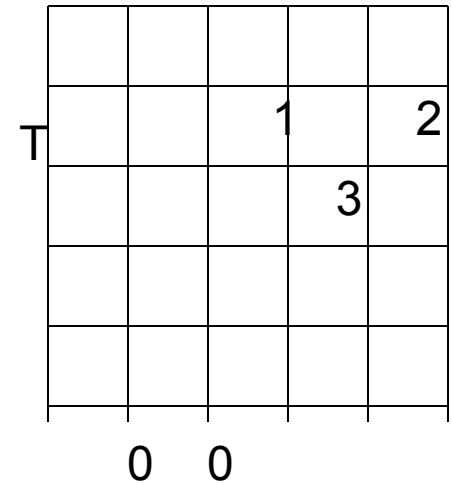
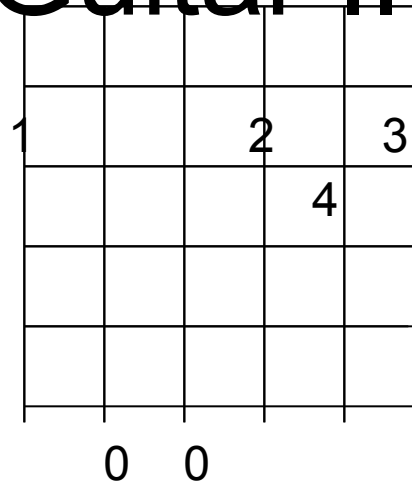
Am azing Grace, how sweet the sound, That saved a wretch I like me. I once was

F#7#5 |GMaj7 |DMaj7|Em7 |A7 |Gma7 F#m7 Em7 |DMaj7 |A 11 :||
lost, but now am found, Was blind, but now I see. now I see

* A7b9

D/F# (Means a D chord with an F# in the Bass)

Guitar II

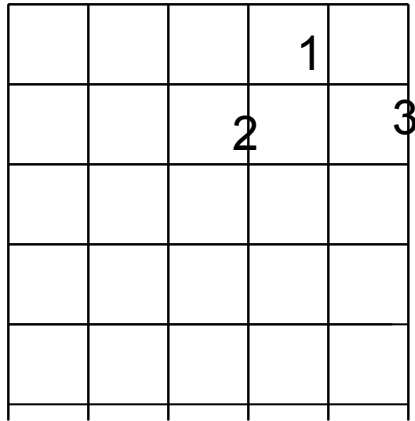


Either of these fingerings will work. I prefer the 2nd one for me. Put this in on Amazing Grace as the 2nd measure of D when D goes to a G chord in the next measure.

This is very common when D is changing to G. For you theory buffs this is a D chord in 1st inversion with the 3rd in the bass.

The D7 Chord

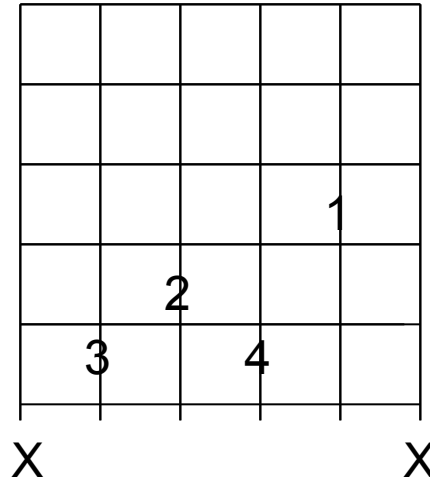
D7



0 0



D7 (Guitar II)



Wonderful Tonight

4/4 ||:G |D |C |D |
It's late in the evening. She's wandering what clothes to wear.

G |D |C |D |
She'll put on her make-up and brushes her long blond hair.

C |D |G D |Em |C |
And then she'll ask me - do I look all right and I'll say yes you look

D |G |D |C |D |
wonderful tonight.

G |D |C |D |G |D |
We go to a party and everyone turns to see. This beautiful lady.

C |D |C |D |
That's walking around with me and then she'll ask me

G D |Em |C |D |G |
do you feel all right and I'll say yes I feel wonderful tonight.

G |C |D |G D |Em |
And I feel wonderful cause I see the love light in your eyes and the

C |D |C |D |G |
wonder of it all is that you just don't realize how much I love you.

|D |C |D |G |D |C |D |
It's time to go home now. And I've got an achen head

G |D |C |D |C |D |
so I give her the car keys. She'll help me to bed and then I tell her

G D |Em |C |D |G |
as I turn out the light, I say darling you look wonderful tonight.

G |C |D |G |D |C |D |G ||
Oh my darling you look wonderful tonight.

Wonderful Tonight Intro

For Beginners 2nd Position

G D C D G

Fingers 3 1 4 1 3 1 4 1 3 1 4 1 3 4 4 2

4-2-5 2-4-2-5 2-4-2-5 2-4-5-5 3

For Intermediates

G D C D G

4 3 1 3 4 3 1 2 4 3 1 3 3 4 3 1

Best to bend up to 12th fret

12-10-8 10-12-10-8 9-12-10-8 10-12-13-12 10

For Advanced Players

G D C D G

3 3 3 1 3 3 3 3 1 2 3 3 3 1 1 3 4 3 1

Bend Bend Bend

10-12-10-8 10-10-12-10-8 9-10-12-10-8 10-12-13-12 10

37

2. D

D.S. al Coda

D

G

Yes, and Some peo-ple claim

43

A

D A/C#

G

A

D

that there's a wo - man to blame and I know it's my own damn fault.

49

G

A

D

CODA

Wonderful Tonight Intro

For Beginners 2nd Position

G D C D G

Fingers 3 1 4 1 3 1 4 1 3 1 4 1 3 4 4 2

For Intermediates

G D C D G

4 3 1 3 4 3 1 2 4 3 1 3 3 4 3 1

Best to bend up to 12th fret

For Advanced Players

G D C D G

3 3 3 1 3 3 3 1 2 3 3 3 1 1 3 4 3 1

Bend Bend Bend

Chord and bass notes

Chord	Bass	Alternate
A, Am, A7	5	4 or 6
B7, Bm	5	4 or 6
C, C7	5	4
D, Dm, D7	4	3 or 5
E, Em, E7	6	4 or 5
F	4	3
G	6	4

Bass Brush Strum

- Almost the same as Bass Sweep. But instead of a sweep you will brush the strings with the back of the nails of your index – ring fingers.
- To do the Brush have the fingers curved and then just release them across the strings so that the fingernails strike the strings. They must strike all at the same time.
- Try to the same songs we did the bass sweep to. Take your time.
- Notice the difference in the sound of this to the sweep strum.

Bass Scratch Strum

- Almost the same as Bass Brush. But instead of a brush you will brush the strings with the back of the nails of your index finger only.
- Notice the difference in the sound of this to the sweep strum.

Now to I Walk The Line

I Walk The Line

4/4 | |: I keep a | close watch | on this heart of | mine. | I keep my | eye's wide | open all the |
D A7 D A7
I keep the | ends out | for the tie that | binds | because your | mine | I walk the | Line : | |
G D A7 D D

6/8 Time

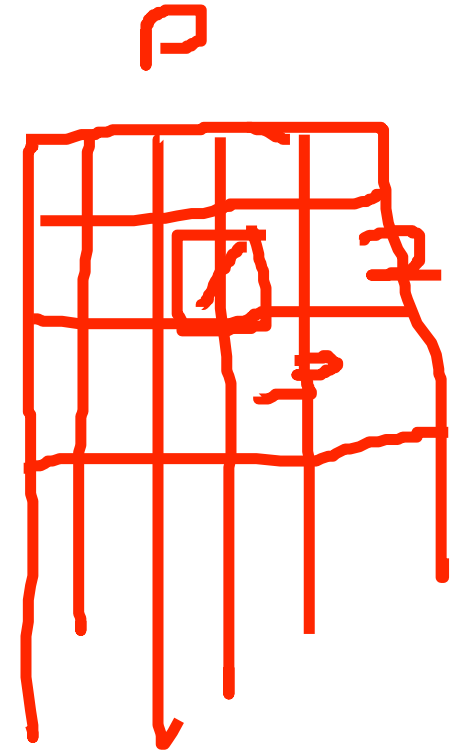
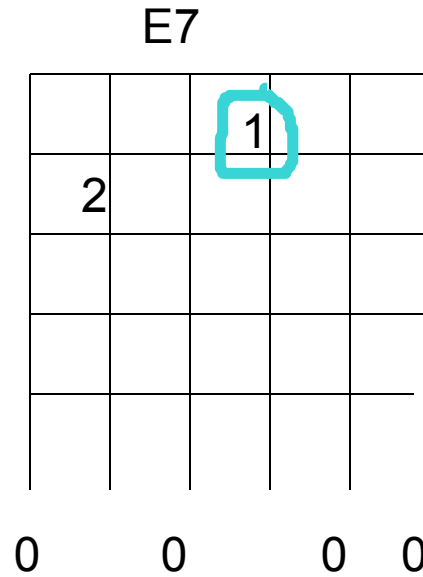
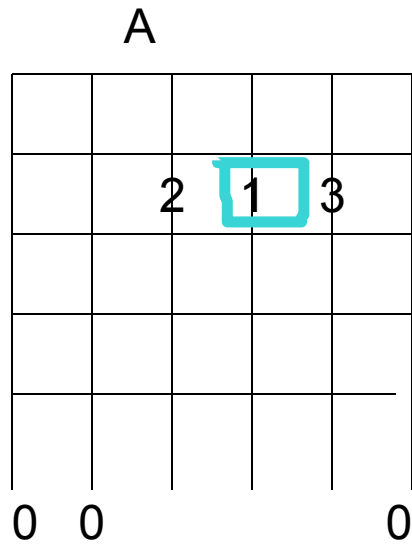
- Six beats per measure.
- Accent beats 1 and 4
- Count **1 2 3 4 5 6**
- Both a 2 feel and a 3 feel.

Earth Angel

G Em C D7 G Em C
6/8 Earth | |: Angel Earth | Angel | will you be | mine | My darling | dear | love you all the |
D7 G Em C D7 G Em C D7 G Em
time | I'm just a | fool | A fool in | love with | you | | | Earth | Angel Earth | Angel |
C D7 G Em C D7 G Em C D7
the one I a | dore | love you for | ever and | ever | more | I'm just a | fool | A fool in | love with |
G (G7) C G C D7 G (G7) C
you | I | fell for | you | and I | knew the | vision of your | loves loveli | ness | I | hope and I |
C G Em A7 D7 G Em
pray | that someday | I'll be the | vision | of your happi | ness | Earth | Angel Earth | Angel |
C D7 G Em C D7 G Em C
please be | mine | my darling | dear | love you all the | time | I'm just a | fool a | fool in |
D7 G Em C D7 G
love with | you | | | :|| ||

Note that this song is in 6/8 time. There are 6 beats or counts per measure they are grouped into two groups of 3: 1, 2, 3, 4, 5, 6 with accents on beats 1 and 4. You will strum each chord 6 times per measure.

The A Major and E7 Chords



Play Get Back in Book

- Using your book we will do Get Back.
- Guitar II students to do the blues backup.
Review pages 49-52 in the Guitar Reference.

From Book

- Blue Suede Shoes page 31
- Chantilly Lace page 42
- Get Back 84
- Hi Heel Sneakers 105 – Change chords to A D and E7
- Hound Dog 110

High Heel Sneakers

- Transpose to the key of A. It is now in the key of C.
- Write the new chords in the book.

Get Back

4/4 | |:A | | D | A (G,I)
Jo Jo was a man who thought he was a loner but he knew it wouldn't last.

A | | D | A (G,D) |
Jo Jo left his heart in Tucsan Arizona for some California Grass.

A | | D | A (G,D) |
Get Back. Get Back Get Back to where you once belonged.

A | | D | A (G,D) :||
Get Back. Get Back Get Back to where you once belonged.

Sweet Loretta modern thought she was a woman but she was another man.
All the girls around her say she has it comin' and she gets it while she can.
Get Back. Get Back Get Back to where you once belonged.
Get Back. Get Back Get Back to where you once belonged.

Do from book page 84

12 bar blues in A:

4/4 ||: A | D | A | | | D | | | A | | | E7 | D | A | | : ||

Jump Jive And Wail

A | | | D | | | A | | |
4/4 ||: Baby, baby it looks like it's gonna hail. Baby, baby it looks like it's gonna hail.

A | E7 | D | | | A | | | : ||
Better come inside let me teach you how to jump, jive and wail.

(Chorus)

Yeah, you gotta jump, jive and then you wail, you gotta jump, jive and then you wail. You gotta jump, jive and then you wail, you gotta jump, jive and then you wail. You gotta jump, jive and then you wail away.

Yeah, Papa's in the ice box looking for a can of ale. Papas in the ice box looking for a can of ale. Said Mama's on the front porch learning how to jive and wail.

Chorus

Said, a woman is a woman and a man ain't nothin' but a man. Said, a woman is a woman and a man ain't nothin' but a man. Said one thing about them, they know how to jump, jive and wail.

Chorus

You know what I heard? Jack and Jill went up hill to get a pail. I said, Jack and Jill went up hill to get a pail. Ah, Jill stood up wants to learn how to jive and wail.

Kansas City

4/4 I'm going to ||: Kansas City | Kansas City here I | come. | I'm Goin to | Kansas City |

Kansas City here I | come. | They got some | crazy little women there and |

I'm going to get me | one. | I'm going to be | standing on the corner |

12th street and | Vine. | I'm going to be | standing on the corner | 12th street and |

Vine. | With my | Kansas City baby and my | bottle of Kansas City | wine. | : ||

Kansas City

4/4 I'm going to ||: Kansas City | Kansas City here I | come. | I'm Goin to | Kansas City |

Kansas City here I | come. | They got some | crazy little women there and |

I'm going to get me | one. | I'm going to be | standing on the corner |

12th street and | Vine. | I'm going to be | standing on the corner | 12th street and |

Vine. | With my | Kansas City baby and my | bottle of Kansas City | wine.

Well I | might take a train, | might take a plane but | if I have to walk I'm going to |

get there just the same. I'm Goin to | Kansas City | Kansas City here I | come. |

They got some | crazy little women there and | I'm going to ge me | one. | If I |

stay with that women you | know I'm gonna die | gotta find a brand new lover |

that's the reason why. I'm Goin to | Kansas City | Kansas City here I | come. |

They got some | crazy little women there and | I'm going to get me | one. | :||

Johnny B. Goode

A7

4/4 | |: Way down in Louisiana, Down to | New Orleans. | Way back up in the woods by the | Evergreens there

D7

A7

stood a long log cabin made of | earth and wood where | lived a country boy named | Johnny B. Goode who

E7

D7

A7

E7

never learned to read or | write so well but he could | Play his guitar like a | ring in the bell Go, | |

A7

D7

A7

Go | Go Johnny go Go | Go | Go Johnny Go | Go | Go Johnny Go Go | Go | Go Johnny go Go

E7 D7

A7

E7

Go | Johnny B. | Goode | : | |

He Used to carry his guitar in a gunny sack go down to woods by the railroad tracks.

People used to come from miles around just to here him play the driving sounds.

People would stop and they would say oh my how that little country boy can play Go Go etc.

His mother told him someday you will be a man and you will be the leader of a big

old band. People will come from miles around just to listen to you play your drivin' sounds.

Some day your name will be in lights sayin' Johnny B. Goode tonight.

Roll Over Beethoven, performed by Beatles

D]

I'm gonna write a little letter, Gonna mail it to my local DJ.

It's a rockin' rhythm record I want my jockey to play.

Roll over Beethoven, I gotta hear it again today.

D

You know, my temperature's risin' And the jukebox blows a fuse.

My heart's beatin' rhythm And my soul keeps on singin' the blues.

Roll over Beethoven and tell Tchaikovsky the news.

D

I got the rockin' pneumonia, I need a shot of rhythm and blues.

I think I'm rollin' arthritis Sittin' down by the rhythm review.

Roll over Beethoven rockin' in two by two.

D

well, if you feel you like it go get your lover, then reel and rock it.

D

roll it over and move on up just

a trifle further and reel and rock it, roll it over,

roll over Beethoven rockin' in two by two.

D

Well, early in the mornin' I'm a-givin' you a warnin'
Don't you step on my blue suede shoes.

Hey diddle diddle, I am playin' my fiddle,

Ain't got nothin' to lose.

Roll over Beethoven and tell Tchaikovsky the news.

D

You know she wiggles like a glow worm, Dance like a spinnin' top.

She got a crazy partner,

Oughta see 'em reel and rock.

Long as she got a dime the music will never stop.

Roll over Beethoven, Roll over Beethoven,

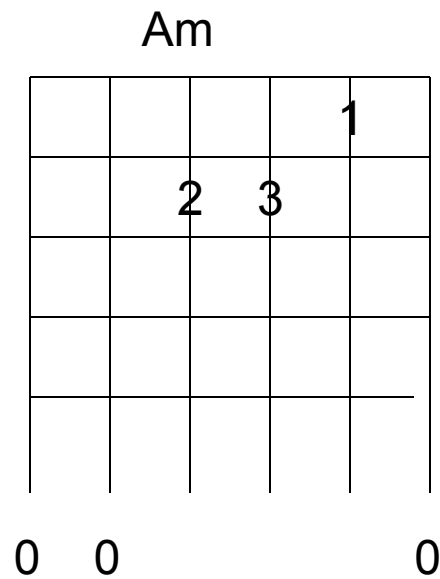
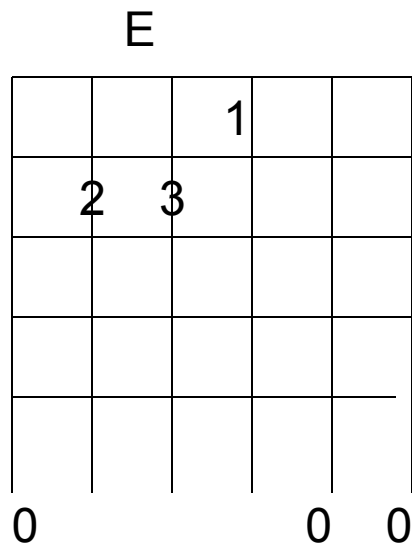
Roll over Beethoven, Roll over Beethoven,

Roll over Beethoven and dig these rhythm and blues.

Timing From Book

- Page 11 of Guitar Reference.
- Start at top and play each rhythm as follows:
 - First count it out.
 - Next clap it.
 - Lastly play it with the pick. Pick down on the beat and pick up on an &.

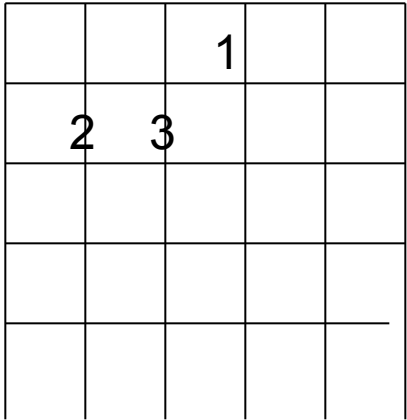
The E Major and Am Chords



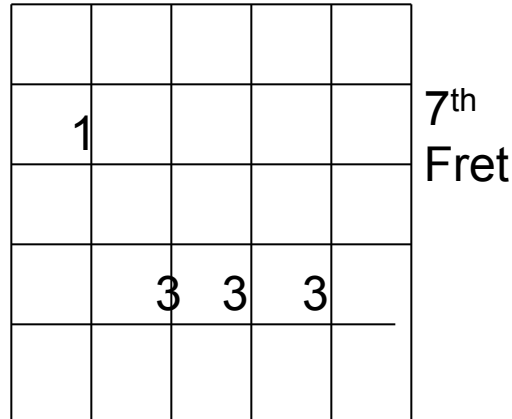
The fingering is the same for both chords just on different strings.

The Am and E chords

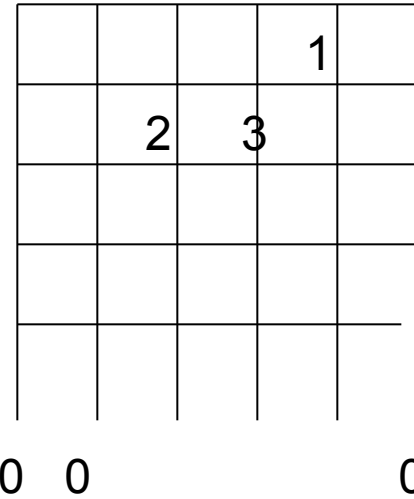
E Major



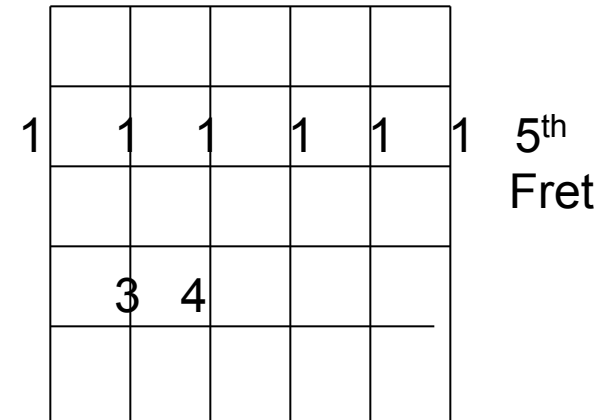
E Major Guitar II



Am (A Minor)



Am (A Minor Guitar II)



Notice that the finger pattern is exactly the same but on different strings.

Practice changing from the Am to the E and back again, until the change is smooth!

Knockin' On Heaven's Door

Verse 1

G *D* *Am* *G* *D* *C* *G* *D*
| Mama take this badge off of me | | I can't use it any more | | It's getting dark , too dark for me to
Am *G* *D* *C* *G* *D* *Am*
| see | I feel like I'm knockin' on heaven's door | | Knock, knock, knockin' on heaven's door | |
G *D* *C* *G* *D* *Am*
| Knock, knock, knockin' on heaven's door | | Knock, knock, knockin' on heaven's door | |
G *D* *C*
| Knock, knock, knockin' on heaven's door | |

Verse 2

G *D* *Am* *G* *D* *C* *G* *D*
| : Mama put my guns on the ground | | I can't use them any more | | That long black cloud is comin' down
Am *G* *D* *C* *G* *D* *Am*
| | I feel like I'm knockin' on heaven's door | | Knock, knock, knockin' on heaven's door | |
G *D* *C* *G* *D* *Am*
| Knock, knock, knockin' on heaven's door | | Knock, knock, knockin' on heaven's door | |
G *D* *C*
| Knock, knock, knockin' on heaven's door | : ||

Repeat verse 1

Notice that the whole song is:

4/4 ||: *G* *D* | *Am* | *G* *D* | *C* : ||

Try to play the melody. It starts on the 'B' 2nd string open.

Also Guitar II students apply the fingerpicking to this!

Guitar I students can try the strum once the tune is learned.

Greensleeves

Note: This song is in $\frac{3}{4}$ time.
The melody is in tablature and traditional notes.

Again Guitar II play the melody.

Am G Am E7

A - las my love you do me wrong to cast me out dis - courteous - ly and

Am G Am E7 Am C

I have lov - ed you oh so long de - light - ing in your com - pa - ny. Green -

G Am E7 C

sleeves was all my joy. And Green - sleeves was Delight Green Sleeves was my

G Am E7 Am

Heart of gold and who but lady green sleeves.